

总平面位置示意图
MASTER KEY PLAN

设计说明
DESIGN CONTENT

所有设计、图纸及说明之版权全属本公司所有。除非得本公司书面同意，否则不得使用抄袭及复制。所有尺寸需作实地检查复核，不可以图纸尺寸量度为准。所有图纸以最后修改为准。

All design drawings specifications are copyright and can not be used copied or reproduced without the prior written form acceptance of our company. All measurement must be checked on site. Do not scale drawing. Drawing not showing latest revisions are to be cancelled. See colour scheme chart for material finishes and specification. Manufacturer shall prepare "shop drawing or prototype samples" for this item and submit them to the designer for checking and approval.

修改：
REVISION

项目名称
PROJECT

阶段
STAGE

图纸名称
DRAWING TITLE

工程编号
JOB NO.

比例
SCALE

日期
DATE

设计主持
M. DESIGNER

审定
APPROVED BY

审核
APPROVED BY

校对
CHECKED BY

设计师
DESIGNER

制图
DRAWER

图纸编号
DWG No.

P-01

页码
SHEET No.

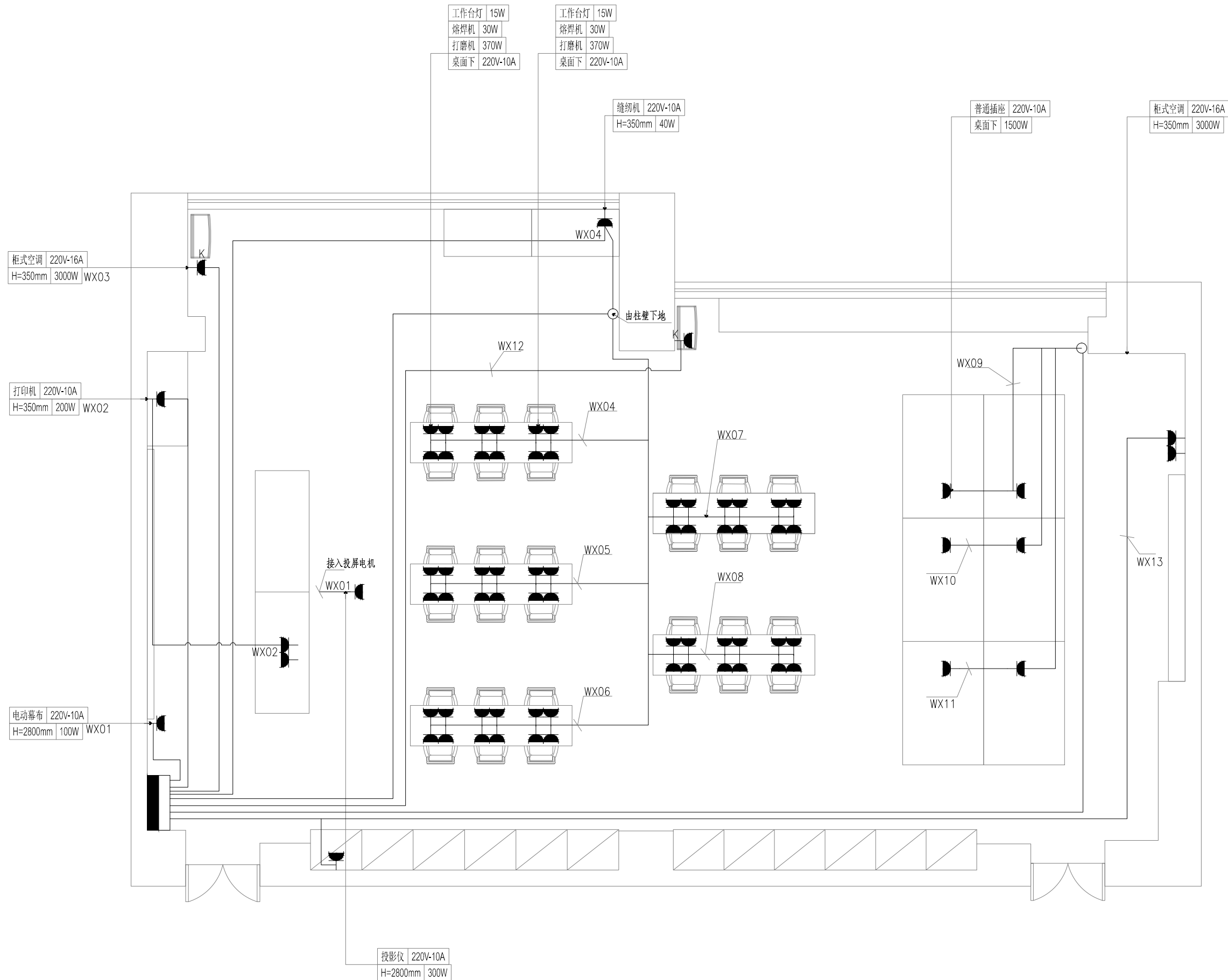
1
FF-01

901教室平面布置图

LAYOUT PLAN

SCALE 1:60

归档文件:



工作台灯	15W
熔焊机	30W
打磨机	370W
桌面下	220V-10A

工作台灯	15W
熔焊机	30W
打磨机	370W
桌面下	220V-10A

缝纫机	220V-10A
H=350mm	40W

普通插座	220V-10A
桌面下	1500W

柜式空调	220V-16A
H=350mm	3000W

柜式空调	220V-16A
H=350mm	3000W

打印机	220V-10A
H=350mm	200W

电动幕布	220V-10A
H=2800mm	100W

投影仪	220V-10A
H=2800mm	300W

总平面图示意图
MASTER KEY PLAN

设计说明
DESIGN CONTENT

所有设计、图纸及说明之版权全属本公司所有。除非
得本公司书面同意，否则不得使用抄袭及复制。所有
尺寸需作实地检查复核，不可以图纸尺寸量度为准。
所有图纸以最后修改为准。

All design drawings specifications are copyright
and can not be used copied or reproduced with-
out the prior written form acceptance of our
company. All measurement must be checked on site.
Do not scale drawing. Drawing not showing latest
revisions are to be cancelled. See colour scheme
chart for material finishes and speoication.
Manufacturer shall prepare "shop drawing or
prototype samples" for this item and submit them
to the designer for checking and approval.

修改:
REVISION

项目名称
PROJECT

阶段
STAGE

图纸名称
DRAWING TITLE

工程编号
JOB NO.

比例
SCALE

日期
DATE

设计主持
M. DESIGNER

审定
APPROVED BY

审核
APPROVED BY

校对
CHECKED BY

设计师
DESIGNER

制图
DRAWER

图纸编号
DWG No.

P-02

页码
SHEET No.

1
FF-01

901教室电气线路图

LAYOUT PLAN

SCALE 1:60


归档文件:

AL01 GDD改

接入负一层配电房内
WDZB-YJY 4×25+1×16 CT

Pe =	45	KW
Kx =	1	
Pjs =	45	KW
Cosφ =	0.8	
Ijs =	87	A

Pe =	36	KW
Kx =	0.85	
Pjs =	30	KW
Cosφ =	0.8	
Ijs =	30	A



(KW) (A)

总平面位置示意图
MASTER KEY PLAN

设计说明
DESIGN CONTENT

所有设计、图纸及说明之版权全属本公司所有。除非
得本公司书面同意，否则不得使用抄袭及复制。所有
尺寸需作实地检查复核，不可以图纸尺寸量度为准。
所有图纸以最后修改为准。

All design drawings specifications are copyright
and can not be used copied or reproduced with-
out the prior written form acceptance of our
company. All measurement must be checked on site.
Do not scale drawing. Drawing not showing latest
revisions are to be cancelled. See colour scheme
chart for material finishes and specification.
Manufacturer shall prepare "shop drawing or
prototype samples" for this item and submit them
to the designer for checking and approval.

修改：
REVISION

项目名称
PROJECT

阶段
STAGE

图纸名称
DRAWING TITLE

工程编号
JOB NO.

比例
SCALE

日期
DATE

设计主持
M. DESIGNER

审定
APPROVED BY

审核
APPROVED BY

校对
CHECKED BY

设计师
DESIGNER

制图
DRAWER

图纸编号
DWG No.

P-03

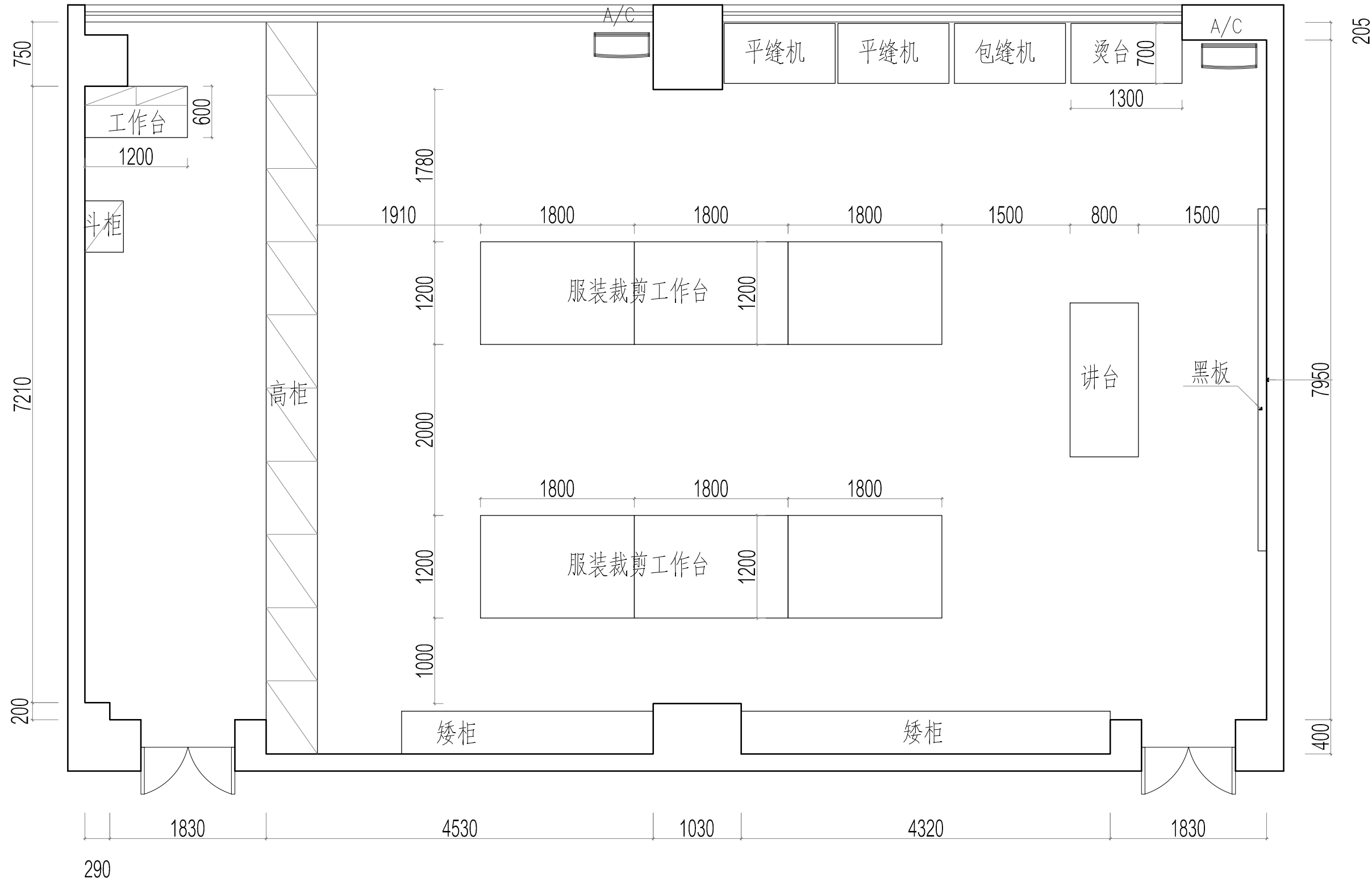
1
FF-01

901教室电气系统图

LAYOUT PLAN

SCALE 1:60

归档文件



总平面位置示意图
MASTER KEY PLAN

设计说明
DESIGN CONTENT

所有设计、图纸及说明之版权全属本公司所有。除非得本公司书面同意，否则不得使用抄袭及复制。所有尺寸需作实地检查复核，不可以图纸尺寸量度为准。所有图纸以最后修改为准。

All design drawings specifications are copyright and can not be used copied or reproduced without the prior written form acceptance of our company. All measurement must be checked on site. Do not scale drawing. Drawing not showing latest revisions are to be cancelled. See colour scheme chart for material finishes and specification. Manufacturer shall prepare "shop drawing or prototype samples" for this item and submit them to the designer for checking and approval.

修改：
REVISION

NO.	DESCRIPTION

项目名称
PROJECT

阶段
STAGE

图纸名称
DRAWING TITLE

工程编号
JOB NO.

比例
SCALE

日期
DATE

设计主持
M. DESIGNER

审定
APPROVED BY

审核
APPROVED BY

校对
CHECKED BY

设计师
DESIGNER

制图
DRAWER

图纸编号
DWG No.

P-04

页码
SHEET No.

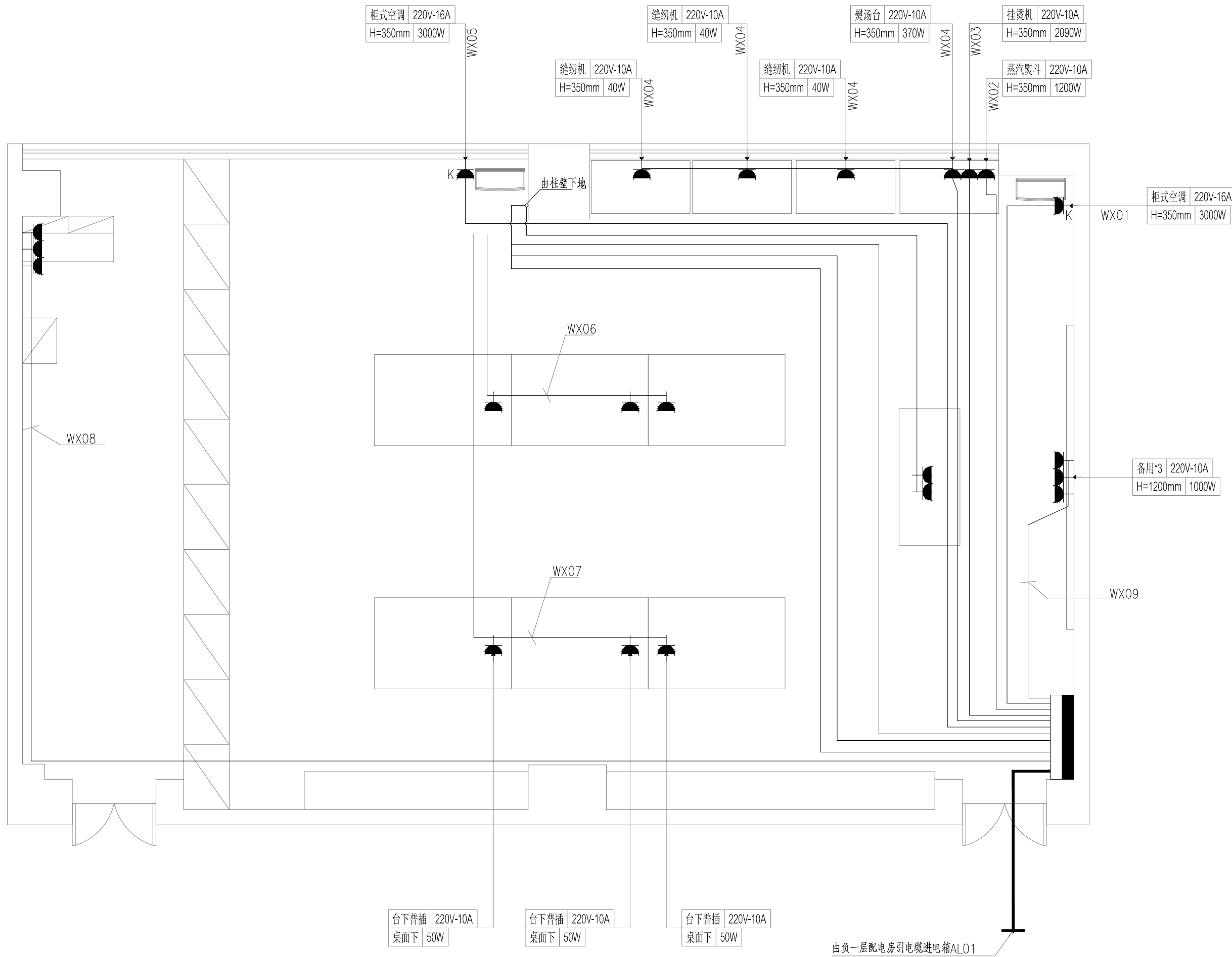
1
FF-01

903教室平面布置图

LAYOUT PLAN

SCALE 1:50

归档文件



总平面位置示意图
MASTER KEY PLAN

设计说明
DESIGN CONTENT

所有设计、图纸及说明之版权全属本公司所有。除非
得本公司书面同意，否则不得使用抄袭及复制。所有
尺寸需作实地检查复核，不可以图纸尺寸量度为准。
所有图纸以最后修改为准。

All design drawings specifications are copyright
and can not be used copied or reproduced with-
out the prior written form acceptance of our
company. All measurement must be checked on site.
Do not scale drawing. Drawing not showing latest
revisions are to be cancelled. See colour scheme
chart for material finishes and specification.
Manufacturer shall prepare "shop drawing or
prototype samples" for this item and submit them
to the designer for checking and approval.

修改：
REVISION

项目名称
PROJECT

阶段
STAGE

图纸名称
DRAWING TITLE

工程编号
JOB NO.

比例
SCALE

日期
DATE

设计主持
M. DESIGNER

审定
APPROVED BY

审核
APPROVED BY

校对
CHECKED BY

设计师
DESIGNER

制图
DRAWER

图纸编号
DWG No.

P-05

页码
SHEET No.

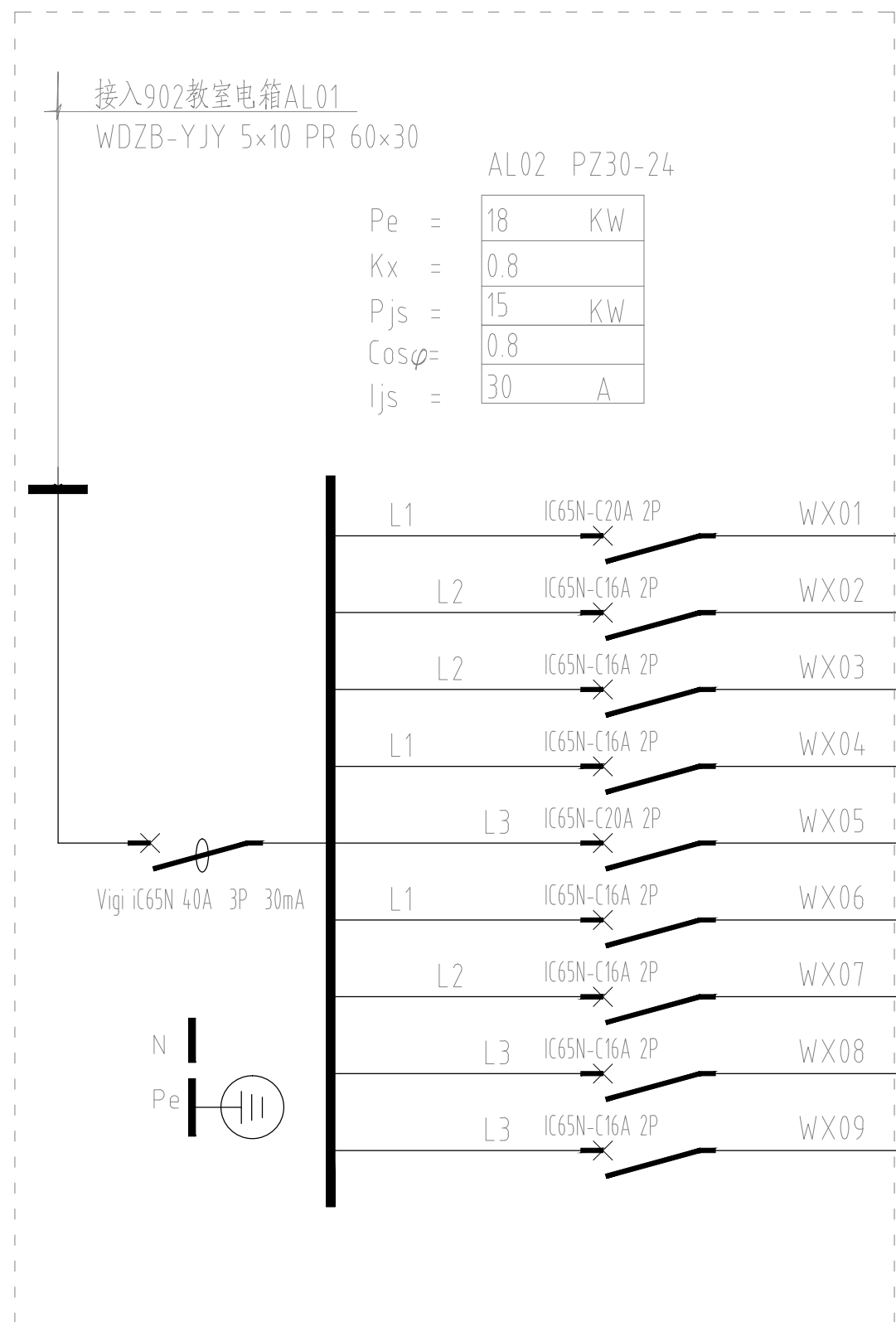
1
FF-01

903教室电气线路图

LAYOUT PLAN

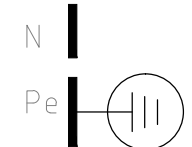
SCALE 1:50

归档文件



					(KW)	(A)	
L1	IC65N-C20A 2P	WX01	WDZB-BYJ3×4 PC20-MR20 WE/CC/FE		3	14	柜式空调
L2	IC65N-C16A 2P	WX02	WDZB-BYJ3×4 PC20-MR20 WE/CC/FE		1.2	6	蒸气熨斗
L2	IC65N-C16A 2P	WX03	WDZB-BYJ3×4 PC20-MR20 WE/CC/FE		2.09	10	挂烫机
L1	IC65N-C16A 2P	WX04	WDZB-BYJ3×4 PC20-MR20 WE/CC/FE		0.49	2.6	熨烫台+缝纫机
L3	IC65N-C20A 2P	WX05	WDZB-BYJ3×4 PC20-MR20 WE/CC/FE		3	14	柜式空调
L1	IC65N-C16A 2P	WX06	WDZB-BYJ3×4 PC20-MR20 WE/CC/FE		2	9.1	裁剪工作台备用
L2	IC65N-C16A 2P	WX07	WDZB-BYJ3×4 PC20-MR20 WE/CC/FE		2	9.1	裁剪工作台备用
L3	IC65N-C16A 2P	WX08	WDZB-BYJ3×4 PC20-MR20 WE/CC/FE		2	9.1	工作台
L3	IC65N-C16A 2P	WX09	WDZB-BYJ3×4 PC20-MR20 WE/CC/FE		1	5	备用

Vigi iC65N 40A 3P 30mA



1
FF-01 903教室电气系统图

LAYOUT PLAN
SCALE 1:50

总平面位置示意图
MASTER KEY PLAN

设计说明
DESIGN CONTENT

所有设计、图纸及说明之版权全属本公司所有。除非得本公司书面同意，否则不得使用抄袭及复制。所有尺寸需作实地检查复核，不可以图纸尺寸量度为准。所有图纸以最后修改为准。

All design drawings specifications are copyright and can not be used copied or reproduced without the prior written form acceptance of our company. All measurement must be checked on site. Do not scale drawing. Drawing not showing latest revisions are to be cancelled. See colour scheme chart for material finishes and specification. Manufacturer shall prepare "shop drawing or prototype samples" for this item and submit them to the designer for checking and approval.

修改：
REVISION

项目名称
PROJECT

阶段
STAGE

图纸名称
DRAWING TITLE

工程编号
JOB NO.

比例
SCALE

日期
DATE

设计主持
M. DESIGNER

审定
APPROVED BY

审核
APPROVED BY

校对
CHECKED BY

设计师
DESIGNER

制图
DRAWER

图纸编号
DWG No.

P-06

页码
SHEET No.

归档文件